



Imagine Math Parent Portal Registration

The Imagine Math Parent Portal allows you to monitor your student's usage and progress in Imagine Math. You will have access to progress reports and assigned lessons, so you can stay involved with your student's Imagine Math journey and provide encouragement where needed.

STEP 1

- Type in the unique URL for your district:
- Type in your first name, last name, and email, then check the box and click **Sign Up**.

The screenshot shows a 'Welcome' message at the top. Below it is a 'Parent Sign Up' section with a warning: 'For parents of students using Imagine Math as part of a school math curriculum, IM does not license directly to consumers or home schools. All fields are required.' There are three input fields: 'First name' (containing 'Imagine'), 'Last name' (containing 'Parent'), and 'Email' (containing 'imaginemathparent@gmail.com'). A checkbox is checked, with the text 'I read and agree to the Terms of Use and Privacy Policy'. At the bottom is a 'Sign Up' button with a right-pointing arrow icon to its left.

STEP 2

You will receive the message prompting you to check your email for a message from Imagine Math.

The screenshot shows an email with the subject 'Welcome!'. The body text reads: 'Thank you for signing up for Imagine Math. We have received your request and will be sending you an e-mail with additional information. If our e-mail does not appear soon in your inbox, please check your junk mail.'

The screenshot shows an email with the subject 'Imagine Math Registration'. The sender is 'Imagine Math no-reply@thinkthroughmath.com via amazonses.com to me'. The body text says: 'Congratulations! You have received this message for signing up to join Imagine Math. As IMP... Your child's Imagine Math account is provided through his or her sch... Please [click here](#) to finish setting up your account. If this message was sent to you in erro...'. A blue circle highlights the 'click here' link.

STEP 3

Click the link in your email to finish setting up your account.

The screenshot shows a form with the title 'Thank you for validating!'. The text says: 'Thank you for confirming your email address. Please choose a password to complete your registration.' There are two input fields: 'Password' and 'Password confirmation'. At the bottom is a 'Save and Login' button with a right-pointing arrow icon to its left.

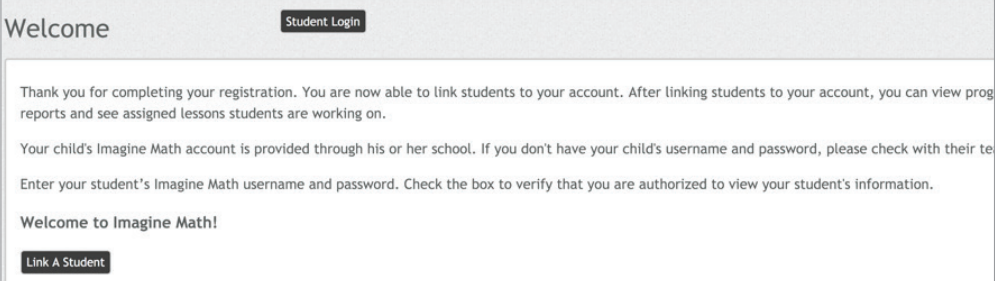
STEP 4

Choose a password and click **Save and Login**.

Imagine Math Parent Portal Registration

STEP 5

Click **Link a student**.



Welcome Student Login

Thank you for completing your registration. You are now able to link students to your account. After linking students to your account, you can view progress reports and see assigned lessons students are working on.

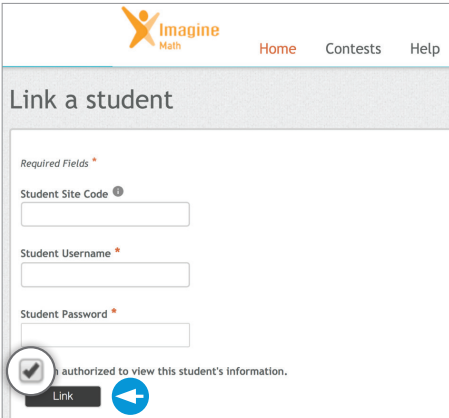
Your child's Imagine Math account is provided through his or her school. If you don't have your child's username and password, please check with their teacher. Enter your student's Imagine Math username and password. Check the box to verify that you are authorized to view your student's information.

Welcome to Imagine Math!

[Link A Student](#)

STEP 6

Type in your student's Imagine Math username and password. You can get this information from your student's teacher. Click the box to verify you are authorized to view the student's information, and click **Link**.



Imagine Math Home Contests Help

Link a student

*Required Fields **

Student Site Code

Student Username

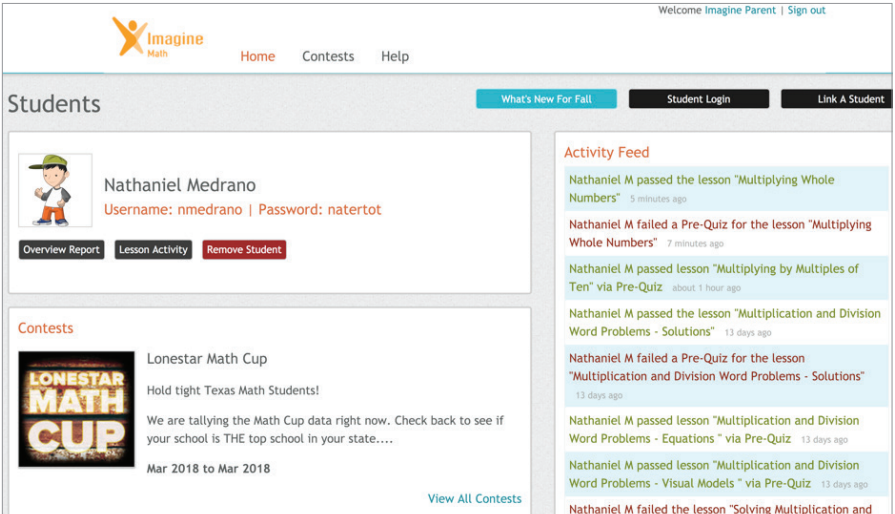
Student Password

I am authorized to view this student's information.

[Link](#)

STEP 7

You are now following your student's Imagine Math account. If you have more than one student using Imagine Math, you can link more students by clicking **Link a Student**.



Welcome Imagine Parent | Sign out

Imagine Math Home Contests Help

Students

What's New For Fall
Student Login
Link A Student

Nathaniel Medrano

Username: nmedrano | Password: natertot

Overview Report
Lesson Activity
Remove Student

Contests

Lonestar Math Cup

Hold tight Texas Math Students!

We are tallying the Math Cup data right now. Check back to see if your school is THE top school in your state....

Mar 2018 to Mar 2018

[View All Contests](#)

Activity Feed

- Nathaniel M passed the lesson "Multiplying Whole Numbers" 5 minutes ago
- Nathaniel M failed a Pre-Quiz for the lesson "Multiplying Whole Numbers" 7 minutes ago
- Nathaniel M passed lesson "Multiplying by Multiples of Ten" via Pre-Quiz about 1 hour ago
- Nathaniel M passed the lesson "Multiplication and Division Word Problems - Solutions" 13 days ago
- Nathaniel M failed a Pre-Quiz for the lesson "Multiplication and Division Word Problems - Solutions" 13 days ago
- Nathaniel M passed lesson "Multiplication and Division Word Problems - Equations" via Pre-Quiz 13 days ago
- Nathaniel M passed lesson "Multiplication and Division Word Problems - Visual Models" via Pre-Quiz 13 days ago
- Nathaniel M failed the lesson "Solving Multiplication and