


## How Teachers and Students Access the McGraw-Hill Education Google App

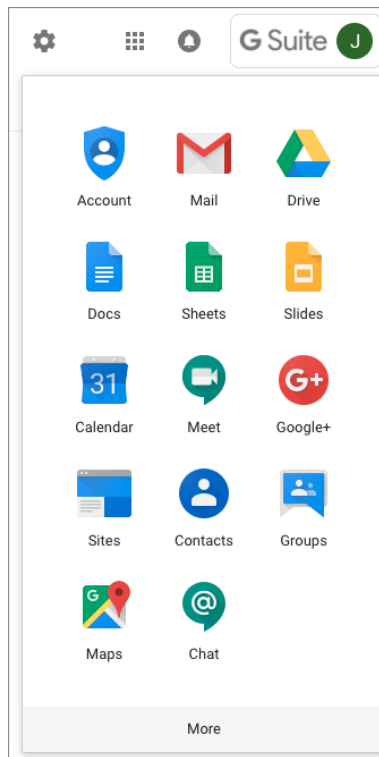
### Introduction


This guide explains how teachers and students access McGraw-Hill Education (MHE) platforms using the MHE Google app. The MHE Google app will appear with other G Suite™ for education apps.

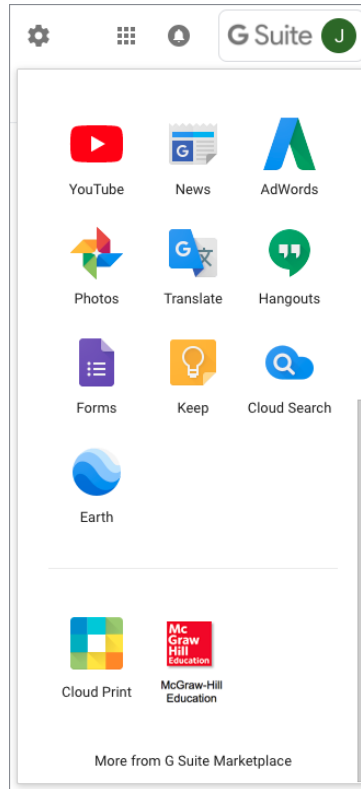
### How to Access the MHE Google App

Teachers and students follow these steps to sign in and access the MHE Google app:

1. Go to <https://www.google.com/>.
2. If you are not currently signed in, Select **Sign In** on the upper right corner of the page. If you are already signed in to your district Google account, go to step 5.
3. Select an existing Google account or select **Use another account**.
4. Enter the district credentials you use for Google apps or G Suite™ for Education and sign in.
5. Select the grid or waffle icon  on the upper right corner of the page. Continue with the steps below to access the MHE Google app.
6. Select any Google app, such as GMail™, Google Docs™, or Google Drive. G Suite™ should appear next to your profile icon.



7. Select the grid or waffle icon  again. If the MHE Google app does not appear on the top section, select **More** to display additional apps. The MHE Google app should appear on the list of apps as shown below. The apps you see are likely different from what you see in the image.



8. Select the McGraw-Hill Education app to access your MHE programs landing page. Students access the My Classes landing page.

### Need additional help?

Email Integration Support at [IntegrationSupport@mheducation.com](mailto:IntegrationSupport@mheducation.com) or call 1-855-315-6417. For additional help, access the Digital Technical Support website at <https://mhed.us/dts>.